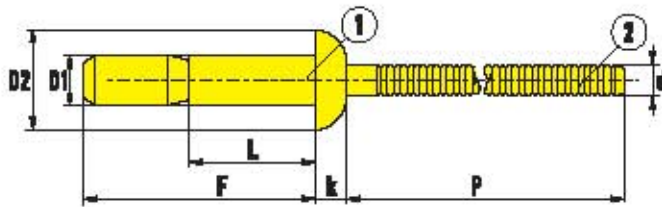
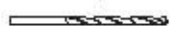





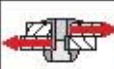

High-Strength Blind rivets Domed Head




- ① Steel zinc plated
- ② Steel zinc plated

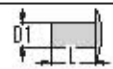
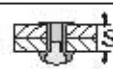


Ø 4,8 mm

$D1 = 4,8 \text{ mm}$
 $D2 = 10,0 + 0 / -1 \text{ mm}$
 $k = 2,2 + / - 0,25 \text{ mm}$
 $d = 3,0 \text{ mm}$
 $P \geq 27 \text{ mm}$
 $L = + / - 0,99 \text{ mm}$
 = 4,9 - 5,1 mm

	F max					
4,8 x 10 mm	18,5 mm	1,6 - 6,9 mm	SSD 04810 CL	250	5700 N	4400 N
4,8 x 14 mm	27 mm	1,6 - 11,0 mm	SSD 04814 CL	250		

Ø 6,4 mm

$D1 = 6,4 \text{ mm}$
 $D2 = 13,5 + 0 / -1,5 \text{ mm}$
 $k = 3,0 + / - 0,4 \text{ mm}$
 $d = 4,0 \text{ mm}$
 $P \geq 31 \text{ mm}$
 $L = + / - 0,99 \text{ mm}$
 = 6,6 - 6,9 mm

	F max					
6,4 x 14 mm	25,5 mm	2,0 - 9,5 mm	SSD 06414 CL	250	10600 N	8200 N
6,4 x 20 mm	36 mm	2,0 - 15,9 mm	SSD 06420 CL	250		