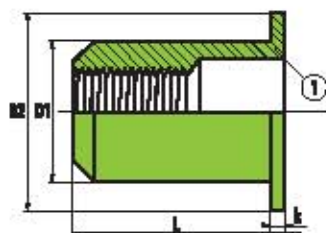



Blind Rivet Nuts (Inserts) Flat Head










Round shank
open type


① Stainless steel A2 [AISI 304]

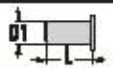






M 4

D1 = 5,9 mm
D2 = 9 +/- 0,3 mm
k = 0,8 +/- 0,2 mm
L = +/- 0,2 mm
 = 6 mm

							
M4 X 12,0 mm	0,8 - 2,5 mm	PYB M4X12,0	250	3,8 Nm	3300 N	6000 N	

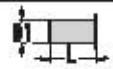
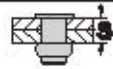





M 5

D1 = 6,9 mm
D2 = 10 +/- 0,3 mm
k = 1,0 +/- 0,2 mm
L = +/- 0,2 mm
 = 7 mm

							
M5 X 13,0 mm	0,8 - 2,5 mm	PYB M5X13,0	250	5,0 Nm	4010 N	9000 N	

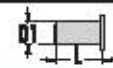






M 6

D1 = 8,9 mm
D2 = 12,7 +/- 0,3 mm
k = 1,0 +/- 0,2 mm
L = +/- 0,2 mm
 = 9 mm

							
M6 X 15,0 mm	0,8 - 3,0 mm	PYB M6X15,0	250	13,1 Nm	6140 N	14100 N	








M 8

D1 = 10,9 mm
D2 = 15 +/- 0,3 mm
k = 1,5 +/- 0,2 mm
L = +/- 0,2 mm
 = 11 mm

							
M8 X 18,0 mm	0,8 - 2,5 mm	PYB M8X18,0	250	22,8 Nm	8320 N	18970 N	

M 10

D1 = 11,9 mm
D2 = 16 +/- 0,3 mm
k = 1,5 +/- 0,2 mm
L = +/- 0,2 mm
 = 12 mm

							
M10 X 21,0 mm	0,8 - 3,0 mm	PYB M10X21,0	250	31,8 Nm	18010 N	26400 N	

Note: D1=12.9 mm also available upon request.